



Saint David's
PARISH SCHOOL

Annual School Performance Report

2023



School Performance Report 2023

This report is a requirement of the Commonwealth Government as outlined in the Schools Assistance Act 2008.

Contextual Information

Saint David's Parish School is a co-educational, Catholic primary school for children from Reception to Year 6, located in Tea Tree Gully. The strength of the school lies in the strong focus on curriculum, student wellbeing and its sense of community.

Saint David's Parish School, in partnership with parents/caregivers, the Catholic Parish and local community, educates and nurtures each child in the Josephite tradition, sharing the mission of Christ within the world today. We provide experiences that enable children to learn about God and to make connections between their faith and life experiences. The Catholic Identity of our school includes Religious Education lessons, prayer and liturgy, social justice awareness and outreach activities.

A multisensory approach to teaching Mathematics is taught to students from Reception to Year 6 with the use of open-ended tasks and concrete apparatus to understand and explain mathematical concepts.

Students are taught literacy using evidence-based methods to ensure all students succeed in this area. Students are explicitly taught to read and write using a multisensory, structured synthetic phonics approach. When teaching new concepts or skills, teachers use Explicit Direct Instruction (EDI). EDI is a research-based approach for creating and delivering well designed and well taught lessons. Our literacy program includes these 6 key areas: phonological awareness, phonics, oral language, fluency, vocabulary & comprehension.

The school offers a wide range of extra-curricular opportunities. In addition, a transition program for four year olds, playgroup and a quality OSHC and Vacation Care program are provided at Saint David's Parish School.

Student Enrolment Numbers

Year Level	Male	Female	Total
Reception	45	33	78
Year 1	23	30	53
Year 2	27	25	52
Year 3	23	18	41
Year 4	29	19	48
Year 5	30	24	54
Year 6	23	23	46
Total	201	172	373

In 2023, the percentage of Indigenous enrolments was 3% and the percentage of students with disabilities was 31%.

Student Attendance

The total number of student enrolments in 2023 was 373. The average student attendance rate for our school in 2023 was:

Year Level	Term 1	Term 2	Term 3	Term 4
Reception	90.9%	90.5%	91.3%	87.8%
Year 1	92.6%	90.3%	91.6%	90.1%
Year 2	92.9%	90.1%	89.6%	90.9%
Year 3	91.6%	89.8%	89.0%	88.6%
Year 4	89.4%	87.8%	89.1%	90.4%
Year 5	90.9%	88.3%	89.2%	89.8%
Year 6	91.9%	86.2%	90.8%	89.9%
Average	91.5%	89.1%	90.2%	89.6%

Non-Attendance Management

Saint David's Parish School takes student attendance and punctuality seriously.

It is an expectation that parents inform the school when their child will be absent or late. For those students absent without an explanation, the school contacts parents via automated SMS at approximately 10:00 am each day.

In the event that there is a high level of absences without an explanation, Leadership will work with families to improve attendance and provide counselling support if needed.

Human Resources

In 2023, Saint David's Parish School had a total of 26 teaching staff (made up of 22 females and 4 male teachers) and 21 non-teaching staff members (1 male and 20 females).

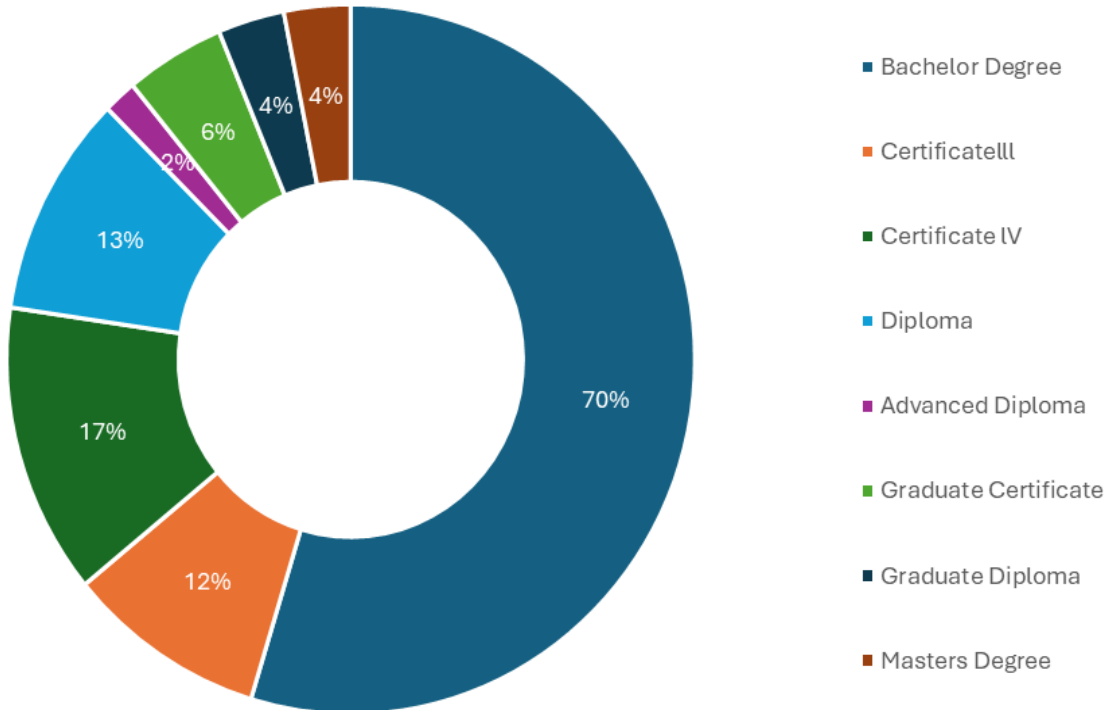
Our staff attendance rate for 2023 was 96%. Our staff took Sick Leave, Carer's Leave, Long Service Leave and Compassionate Leave.

In 2023, one staff member identified as Indigenous.

	Staff Total	FTE
Teaching	26	23.9
Non-Teaching	21	10.9

Staff Qualifications

In our school, we are very fortunate to have a number of teachers with two or more qualifications in education. The breakdown of the qualifications at Saint David's Parish School is:



Continuous School Improvement

As an essential part of our commitment to continuous improvement, Saint David's Parish School implements their Annual Improvement goals based on the 2022- 2025 Strategic Overview. To guide the direction of the school, the 2023 Annual School Improvement Plan was enacted. Staff and the School Board were involved in its development. The school continued to promote the importance of school and parents/caregivers home partnership. The Parents and Friends Committee continued to be a strong advocate for the school and they continued to promote school and home partnership. Opportunities for families to gather together and connect with one another was also a focus throughout the 2023 school year. The Leadership Team and the Parents and Friends Committee worked in partnership to ensure parent involvement. The Annual Improvement goals were aligned to our 2022-2025 Strategic Overview, the 2023 Annual Improvement Plan and Catholic Education, South Australia system led curricular projects.

Professional Learning

During 2023 many staff undertook a range of professional learning courses related to improving student outcomes, personal reflection around our faith and compliance training. In 2023, the school spent a total of \$26,800 on professional learning. We offered a suite of onsite professional learning for staff led by the Deputy Principal/Inclusion & Diversity Coordinator, Leader of Learning, APRIM, (Assistant to the Principal, Identity and Mission), and Catholic Education, South Australia key personnel in Wellbeing, Behaviour and Inclusive Education. SEQTA training (Assessment and Learning Management platform) for all staff continued throughout the year, led by key personnel from Catholic Education SA and key leaders within the school.

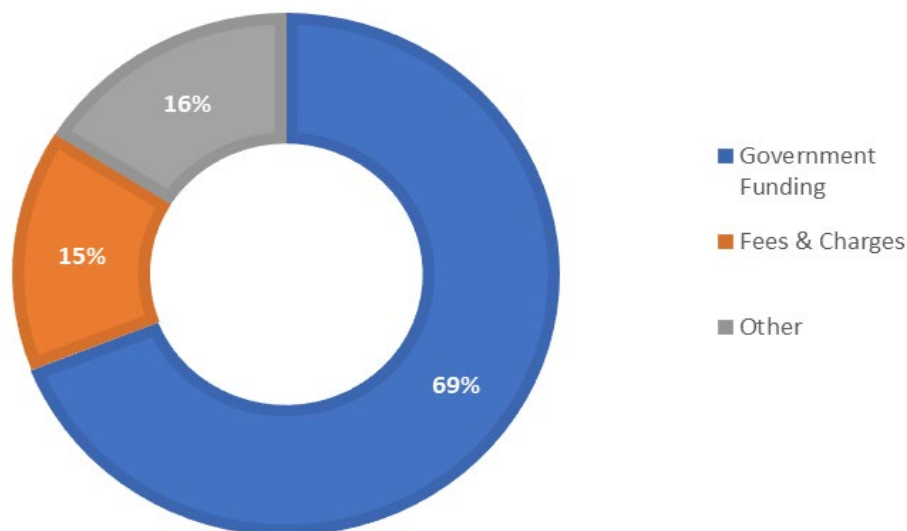
Through the CESA Salt Compliance Learning Management System, all staff are required to complete various mandatory online training in Work Health and Safety. Courses in 2023 included: Work place Behaviours for Schools - Work place Bullying, Discrimination and Sexual Harassment, Diversity and Inclusion and Privacy for Schools- Introducing Privacy, Cybersecurity – Introducing cybersecurity, Protecting work data- At work, home and offsite.

In addition to professional learning activities, all staff attended weekly afternoon professional learning sessions which provided training in Curriculum planning and development, Inclusion and Diversity Education, NCCD training, Religious Education- Catholic Identity, SEQTA training, Student Data Analysis and Strategic and Continuous Improvement Planning.

2023 Staff Professional Learning		
School Based	CESA PD	External PD
NCCD Training	Continance Care Training	Introduction to Braille
Learnwell Training	PBIS Leadership Team Training	
Religious Education Training	Empowering Educators – Mentorship Training	
Calmer Classrooms		
DIBELS Training		
SEQTA Marks Book Training		
SEQTA Timetabling Training		
Pedagogy for Aboriginal Education		
MITIOG Training		
Head2Toe First Aid Training		
Morphology Training		
Assessment Task Design Training		
Literacy Training		
Numicon Training		
Clarity Training		
CESA Key Capabilities Training		
Morphology Training		
Acadience Training		
Numicon Training		
Comparative Judgement Training		
Learning & Behaviour Plans		
No More Marking Training		
Mark Le Messurier Supporting Students Wellbeing		
The Bible Project		

School Income

The school's total income for 2023 was \$6,897,958 and is broken down by the following funding sources:



National Assessment Program Literacy and Numeracy (NAPLAN) 2023

	Reading	Writing (Narrative)	Spelling	Grammar & Punctuation	Numeracy	
Year 3	388	414	404	400	406	Saint David's Mean Score
	404	417	404	409	407	National Average
Year 5	483	484	505	476	479	Saint David's Mean Score
	496	483	490	496	488	National Average

NAPLAN in 2023 was held in Weeks 7 and 8 of Term 1 with students completing all assessments online (with the exception of the Year 3 Writing assessment).

Year 3 Students

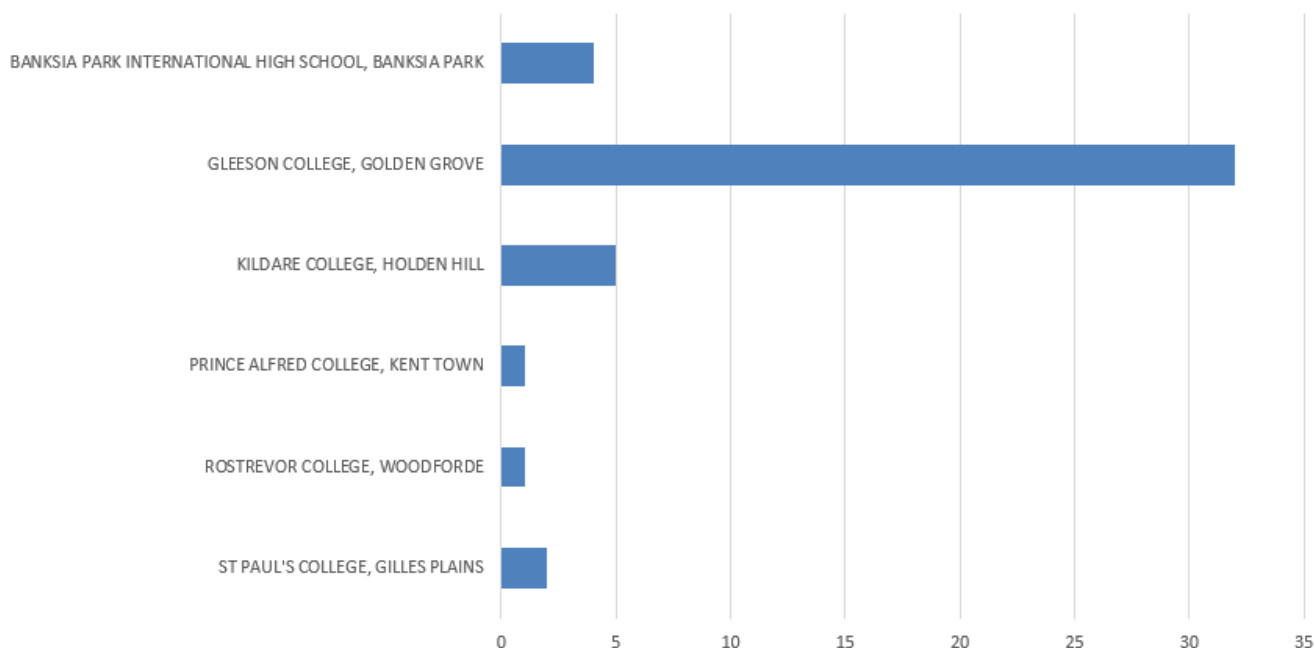
Results for the Year 3 students were well above the region average for Catholic Schools in all areas and above the CESA average in Numeracy. Results were the same as the national average in Spelling & Numeracy. The percentage of Saint David's Parish School students who scored in the top 2 bands for the year level was higher than the national proficiency standard in Writing.

Year 5 Students

Results for the Year 5 students were well above the region average for Catholic Schools in all areas and above the CESA average in Writing and Spelling. Results were above the national average in Writing and Spelling. The percentage of Saint David's Parish School students who scored in the top 2 bands for the year level was higher than the national proficiency standard in Reading and Spelling and came very close to the proficiency standard in all other areas.

Post School Destinations

In 2023, our Year Six students went on to the following schools:



Parent/Teacher/Student Satisfaction

In 2023, the following surveys were conducted by the school:

- Saint David's Day Celebration Feedback Survey - Parents
- Saint David's Day Celebration Feedback Survey – Students
- Saint David's Day Celebration Feedback Survey – Staff
- Shrove Tuesday Feedback Survey – Staff
- Stationery Pack Process Feedback Survey – Parents
- Stationery Pack Process Feedback Survey – Staff
- Pulse Wellbeing Survey- Students
- Wellbeing & Engagement Survey- Students
- Living Learning Leading Survey- Parent, Students and Staff

Living Learning Leading Survey

In 2023, members of the school community, including parents, staff and students were invited to participate in a survey to provide feedback regarding the school's performance across several areas. The Living Learning Leading survey's purpose is to identify areas to support effective school improvement. The survey has four components: Catholic Identity, Learning and Wellbeing, Community and Resourcing.

Parent & Caregiver Survey – 48 participants (18%)

- 83% of participants feel that the education at the school encourages their child to develop their faith and spirituality
- 81% of participants feel that at school, their child is encouraged to care for the environment
- 69% of participants feel that their child is expected to take responsibility for their learning
- 69% of participants feel that their family's culture and background are respected at the school
- 75% of participants feel that the school's facilities and grounds are well maintained

Staff Survey – 24 participants (51%)

- 88% of participants feel the teaching at the school encourages students to notice and act on issues of poverty and injustice
- 88% of participants feel that students are taught to recognise the effects of their actions on others
- 88% of participants feel that teachers collaborate in planning, reviewing and assessing the curriculum
- 100% of participants feel that they effectively motivate students to develop higher-order learning such as creativity, critical thinking and problem solving
- 100% of participants feel that the school has a welcoming culture
- 100% of participants feel there is a culture of inclusion
- 100% of participants feel that staff understand and accommodate the diverse needs of students
- 94% of participants feel that improving the school's facilities and infrastructure is a priority at this school
- 100% of ESOs feel proud to be part of the school community

Student Survey (Years 5-6) - 88 participants (88%)

- 97% of students feel that they learn it is important to welcome all people into the school
- 99% of students feel that their teacher wants them to do their best
- 93% of students feel they are encouraged to care for the environment
- 94% of students feel that their teacher gives them extra help if they need it
- 94% of students feel their teacher encourages them to succeed in their learning

Student Survey (Years 2-4) - 124 participants (88%)

- 99% of students feel that they learn that it is important to help others
- 99% of students feel that they are taught to learn for the environment
- 97% of students feel that their teachers are good at the subjects they teach
- 97% of students feel that their teacher believes they can succeed
- 94% of students feel that their classroom is a welcoming place to learn